

# 排水管維修 你要知

What you need  
to know  
about drainage  
pipe  
maintenance



# 住宅單位內部排水管及潔具檢查維修指引

## Guidelines on Inspection and Maintenance of Drainage Pipes and Sanitary Fittings inside Residential Units

1

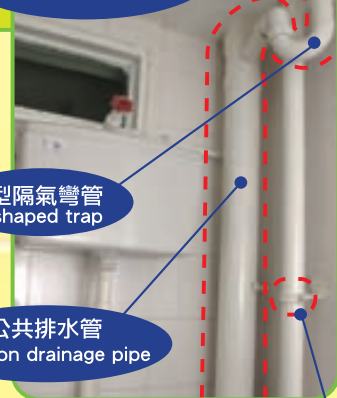
應該定期檢查所有室內排水管和相連的潔具，並特別留意圖中以紅色虛線顯示部分。  
All internal drainage pipes and associated sanitary fittings should be inspected regularly, with special attention being paid to the parts marked with red dotted lines in the following photos.

2

如發現下列現象，應立即通知大廈管理處或聘用合資格承建商進行檢查及所需的維修。  
If any of the following phenomena arises, please report immediately to your management office or appoint a qualified contractor for inspection and repair.

- 排水管/潔具發出臭味或異響  
foul smell or odd sound from drainage pipes/sanitary fittings
- 排水管/潔具出現裂縫或銹水漬  
cracks in or rust stains on the drainage pipes/sanitary fittings
- 喉碼鬆脫  
loosened pipe brackets
- 排水管/潔具滲漏或淤塞  
leakage or blockage of the drainage pipes/sanitary fittings
- 水廁內不時泛起氣泡  
bubbles coming out of the water closet from time to time

連接上層地台去水口  
connected to the floor drain of the upper floor



U型隔氣彎管  
U-shaped trap

公共排水管  
common drainage pipe

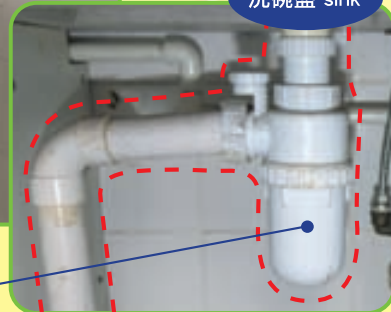
喉碼  
pipe bracket

排水管  
drainage pipe

樽型隔氣彎管  
bottle trap



洗碗盤  
sink



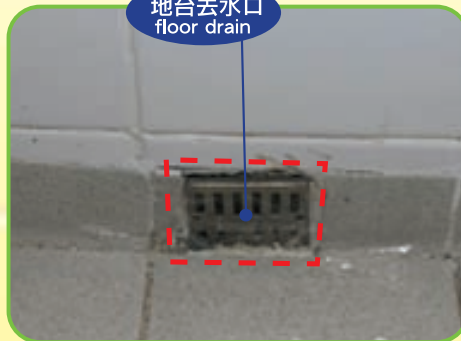
3

切勿將雜物丟進水廁及去水口內，以免造成排水管淤塞。  
Do not drop any objects into the water closets and the inlets to avoid blocking the drainage pipes.

4

每星期用約半公升清水倒進每個地台去水口。如找不到地台去水口，請向大廈管理處或合資格的專業人士/承建商查詢。  
Pour about half a litre of water into each floor drain every week. If you cannot find the floor drains, please contact your management office or consult a qualified professional/contractor.

地台去水口  
floor drain



地台去水口  
floor drain



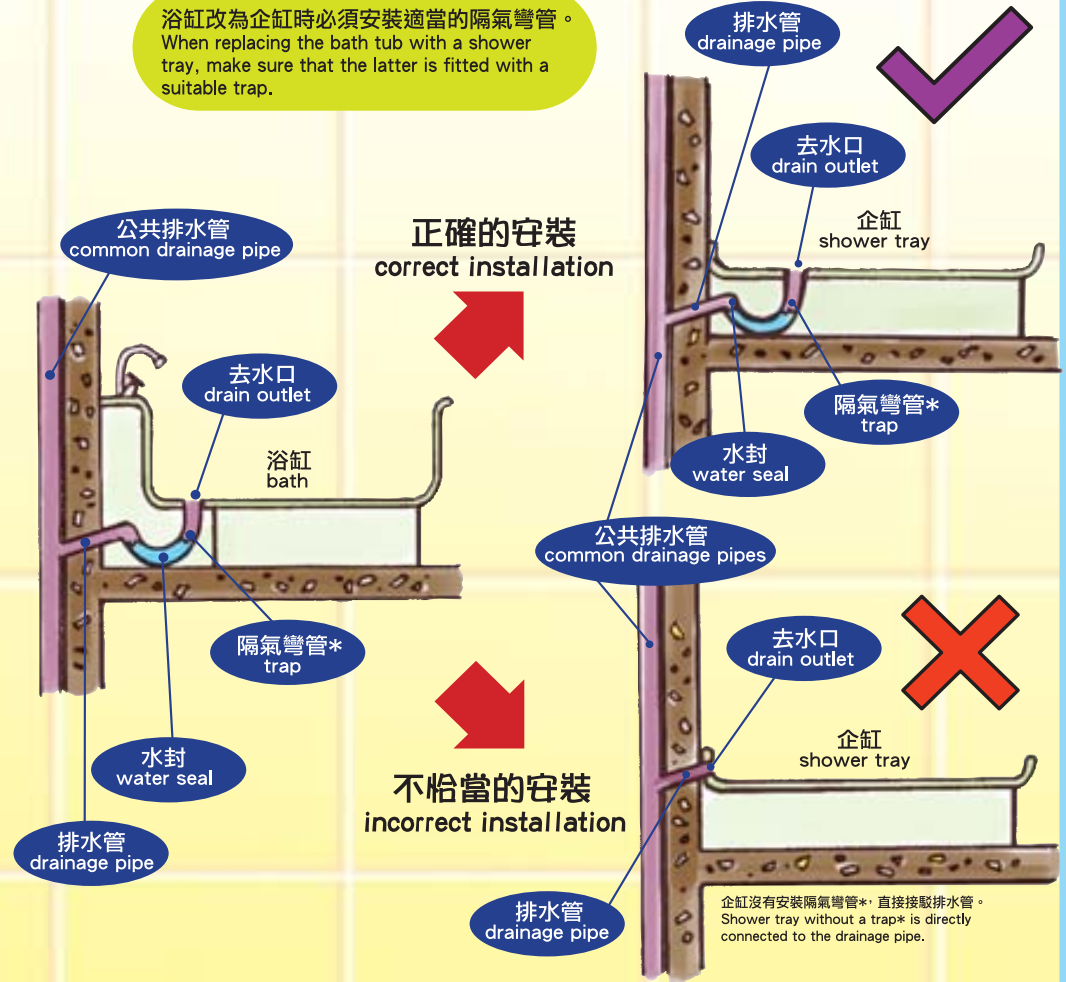
5

不應在浴室安裝馬力過強的抽氣扇，如有查詢，請諮詢合資格的專業人士/承建商。  
Do not install exhaust fans of excessive capacity in bathrooms. For enquiries, please contact a qualified professional/contractor.

6

確保所有潔具有適當的隔氣彎管。  
Make sure that each sanitary fitting is fitted with a suitable trap.

浴缸改為企缸時必須安裝適當的隔氣彎管。  
When replacing the bath tub with a shower tray, make sure that the latter is fitted with a suitable trap.



\* 隔氣彎管應有反虹吸管通風，或以建造方式防止「水封」流失，或直接排水入廢水斗。  
\* A trap should be ventilated by an anti-syphonage pipe, constructed to prevent the loss of "water seal" or discharge directly into a hopper head.



# 7

如有多於一個屬廢水/污水設備的隔氣彎管接駁至一條廢水/污水管，該隔氣彎管須以反虹吸管通風或備有反虹吸氣閥以防止水封流失。確保隔氣彎管正常運作，切勿拆除或改動「反虹吸管」或「備有反虹吸氣閥的隔氣彎管」。

If more than one trap of a waste/soil fitment is connected with one waste/soil pipe, the traps shall be ventilated by means of anti-syphonage pipes or embodied with anti-syphonage air valve to prevent loss of water seal. Make sure that all traps are functioning properly. Do not remove or alter the "anti-syphonage pipes" or the "trap with anti-syphonage air valve" of the waste/soil fitments.



備有反虹吸氣閥的隔氣彎管  
Trap with anti-syphonage air valve



反虹吸管  
anti-syphonage pipe

# 8

依從衛生署發出的指引，進行日常家居清潔及消毒工作，以及保持個人衛生。

Observe the guidelines issued by the Department of Health to clean and disinfect your flat and maintain good personal hygiene.



如有查詢，請致電  
屋宇署熱線2626 1616  
(由「1823電話中心」代為接聽)

For enquiries, please call  
Buildings Department's  
Hotline 2626 1616  
(Handled by "1823 Call Centre")

屋宇署網址 BD's website: [www.BD.gov.hk](http://www.BD.gov.hk)